

9V TO 30V
POWER
SUPPLY

RS485 A
RS485 B
GROUND
+12V to +40V

GROUND
+9V to +30V

RS485 CONVERTER

DB9 TO COM
PORT ON PC

TO PC COM PORT

USE 9600 BAUD
8BIT, NO PARITY,
1 STOP, NO FLOW
CTRL.

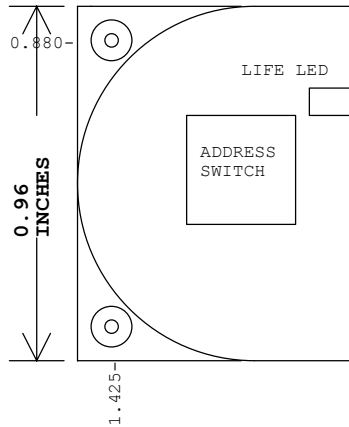
TO OTHER EZ SERVOS
OR EZ STEPPERS

DO NOT UNPLUG LOADS WHILE POWER IS ON

USE 0-80
OR M1.6
MOUNTING
SCREWS.

1.5 INCHES
STOCK WEB ORDER VERSION WITH MOUNTING HOLES

1.4 INCHES
SMALLER VERSION HAS NO MOUNTING HOLES

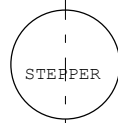


RS485 A
RS485 B
GROUND
+12V to +40V

1 AMP ON/OFF DRIVER #2 +

SOLENOID, DC MOTOR ETC

1 AMP ON/OFF DRIVER #2 -



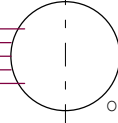
STEPPER MOTOR WINDING A
STEPPER MOTOR WINDING A
STEPPER MOTOR WINDING B
STEPPER MOTOR WINDING B

INSTALL JUMPER TO SEND
5V TO ENCODER

1 AMP ON/OFF DRIVER #1 +

SOLENOID, DC MOTOR ETC

1 AMP ON/OFF DRIVER #1 -



OPTIONAL ENCODER

OPTIONAL ENCODER CONNECTION

CHAN B CHAN A +5V

OPTO SENSOR #1 GROUND

OPTO SENSOR #1 PHOTO TRANSISTOR / ADC INPUT3

OPTO SENSOR #1 LED

OPTO SENSOR #2 GROUND

OPTO SENSOR #2 PHOTO TRANSISTOR / ADC INPUT4

OPTO SENSOR #2 LED

SWITCH #1 CLOSURE TO GROUND INPUT / ADC INPUT1

SWITCH #2 CLOSURE TO GROUND INPUT / ADC INPUT2

NOTES:

ENCODER SIGNALS MUST HAVE MINIMUM 4V HIGH LEVEL
SOME ENCODERS MAY REQUIRE EXTERNAL PULL-UPS TO 5V
FOR LOW NOISE, DO NOT BUNDLE ENCODER / INPUT WIRES WITH MOTOR WIRES.
INPUTS HAVE IMPEDANCE EQUIVALENT TO 6.8K OHM PULLUP TO 3.3V
LED DRIVE LINES HAVE 200 OHM TO 5V INTERNALLY

MATING CONNECTORS (SUPPLIED BY ALLMOTION)

4PIN HIROSE DF11-4DS-2C DIGIKEY P/N H2019
8 PIN HIROSE DF11-8DS-2C DIGIKEY P/N H2022-ND
PINS HIROSE DF11-2428SC DIGIKEY P/N H2139

OPTOS:

USE TRANSISTOR TYPE OPTO WITH $I_c > 1mA$ when $I_f = 20mA$.
EXAMPLE DIGIKEY OPB830W55 or QVA11134 or H21A1
or HOA1887-012 or HOA1870-33 or OPB830W11
LED HAS 200 OHM CURRENT SOURCE RESISTOR BUILT IN ON BOARD
INPUTS HAVE 6.8K PULLUP BUILT IN ON BOARD

COPYRIGHT ALLMOTION

EZ10 WIRING DIAGRAM

Title		ALLMOTION EZ10 WIRING DIAGRAM	
Size	Document Number	Rev	
B	DOCUMENT_REV_A3	A3	
Date:	Tuesday, May 27, 2008	Sheet	1 of 1